



July Monthly Executive Corporate Healthcheck 2014/15

Traffic Light Red
Corporate Priority: Place

Planning and Building Control

PI code	Short Name	Status	Current Value	Current target	Short term trend	Notes	Performance Gauge	Action taken during last Executive meeting on 5 August 2014.
EHPI 157a	Processing of planning applications: Major applications. (MAXIMISING INDICATOR)		.00%	60.00%		Only one major decision was released in this month. This was delayed as a result of the requirement for further information to be provided with regard to impact of development on ecological issues.	<p>July 2014 result</p> <p>.00% .00% 100.00%</p>	None

Traffic Light Green
Corporate Priority: People

Revenues and Benefits Services



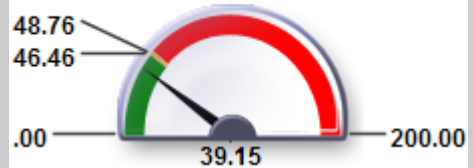
PI code	Short Name	Status	Current Value	Current target	Short term trend	Notes	Performance Gauge	Action taken during last Executive meeting on 5 August 2014.
EHPI 181	Time taken to process Housing Benefit new claims and change events. (MINIMISING INDICATOR)		8.6 days	10 days		Data extraction period from 10 June 2014 to 8 July 2014 is 18.91 days, moving cumulative to 8.56 days	<p>July 2014 result</p> <p>0 days — 8.6 days — 20 days</p> <p>10.1 days 10.6 days</p>	None



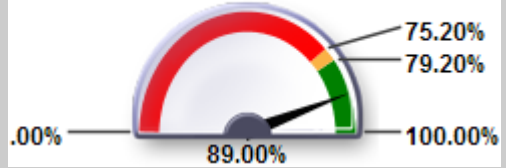
Traffic Light Green
Corporate Priority: Place

Environmental Services



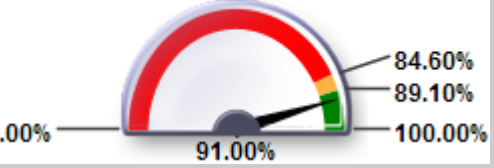
PI code	Short Name	Status	Current Value	Current target	Short term trend	Notes	Performance Gauge	Action taken during last Executive meeting on 5 August 2014.
EHPI 2.4 (47)	Fly-tips: removal. (MINIMISING INDICATOR)		1.50 days	2.00 days		Error in data submitted April to July 2014 due to new computer system. This has now been corrected. Correct data is within target of 2 days to remove fly tipping.	<p>July 2014 result</p> <p>.00 days — 1.50 days — 4.00 days</p> <p>2.02 days 2.40 days</p>	None

Essential Reference Paper C



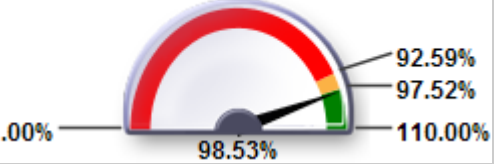
Environment Services								
PI code	Short Name	Status	Current Value	Current target	Short term trend	Notes	Performance Gauge	Action taken during last Executive meeting on 5 August 2014.
EHPI 2.2	Waste: missed collections per 100,000 collections of household. (MINIMISING INDICATOR)		39.15	46.00		Whilst the levels for the recycling & composting services were similar to last month the missed collections on refuse rose from 26 to 37 per 100,000 collections. The overall performance this year remains better than expected.	<p>July 2014 result</p> 	None

Planning and Building Control								
PI code	Short Name	Status	Current Value	Current target	Short term trend	Notes	Performance Gauge	Action taken during last Executive meeting on 5 August 2014.
EHPI 157b	Processing of planning applications: Minor applications. (MAXIMISING INDICATOR)		89.00%	80.00%		Performance exceeding target. 32 out of 36 application in time	<p>July 2014 result</p> 	None




Essential Reference Paper C




Planning and Building Control								
PI code	Short Name	Status	Current Value	Current target	Short term trend	Notes	Performance Gauge	Action taken during last Executive meeting on 5 August 2014.
EHPI 157c	Processing of planning applications: Other applications. (MAXIMISING INDICATOR)		91.00%	90.00%		Performance exceeding target. 118 out of 130 on time	<p>July 2014 result</p> 	None

Traffic Light Green Corporate Priority: Prosperity




Financial Support Services								
PI code	Short Name	Status	Current Value	Current target	Short term trend	Notes	Performance Gauge	Action taken during last Executive meeting on 5 August 2014.
EHPI 8	% of invoices paid on time. (MAXIMISING INDICATOR)		98.53%	98.50%		The number of invoices paid on time in July is just above target. Of the 887 invoices paid, 874 were paid on time.	<p>July 2014 result</p> 	None



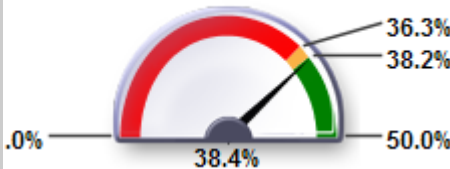
Essential Reference Paper C

Parking Services								
PI code	Short Name	Status	Current Value	Current target	Short term trend	Notes	Performance Gauge	Action taken during last Executive meeting on 5 August 2014.
EHPI 6.8	Turnaround of Pre NTO PCN challenges (10 working days). (MINIMISING INDICATOR)		7 days	14 days		This PI remains within target	<p style="text-align: center;">July 2014 result</p> 	None



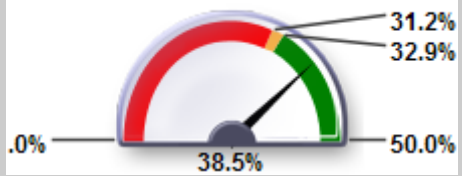
Parking Services								
PI code	Short Name	Status	Current Value	Current target	Short term trend	Notes	Performance Gauge	Action taken during last Executive meeting on 5 August 2014.
EHPI 6.9	Turnaround of NTO Representations. (MINIMISING INDICATOR)		7 days	21 days		This PI remains within target	<p style="text-align: center;">July 2014 result</p> 	None

Essential Reference Paper C

People Services & Organisational Development								
PI code	Short Name	Status	Current Value	Current target	Short term trend	Notes	Performance Gauge	Action taken during last Executive meeting on 5 August 2014.
EHPI 12c	Total number of sickness absence days per FTE staff in post (MINIMISING INDICATOR)		0.20 days	0.54 days		Total absence for the year so far = 1.06 (end of year target = 6.5)	<p>July 2014 result</p> 	None

Revenues and Benefits								
PI code	Short Name	Status	Current Value	Current target	Short term trend	Notes	Performance Gauge	Action taken during last Executive meeting on 5 August 2014.
EHPI 10.2	Council tax collection, % of current year liability collected. (MAXIMISING INDICATOR)		38.4%	38.6%		Performance is on target.	<p>July 2014 result</p> 	None

Essential Reference Paper C

Revenues and Benefits								
PI code	Short Name	Status	Current Value	Current target	Short term trend	Notes	Performance Gauge	Action taken during last Executive meeting on 5 August 2014.
EHPI 10.4	NNDR (Business rates) collection, % of current year liability collected. (MAXIMISING INDICATOR)		38.5%	33.2%		Performance is exceeding target.	<p>July 2014 result</p>  <p>The gauge is a semi-circular scale from 0.0% to 50.0%. The needle points to 38.5%. The scale is color-coded: red from 0% to 32.9%, yellow from 32.9% to 38.5%, and green from 38.5% to 50.0%.</p>	None

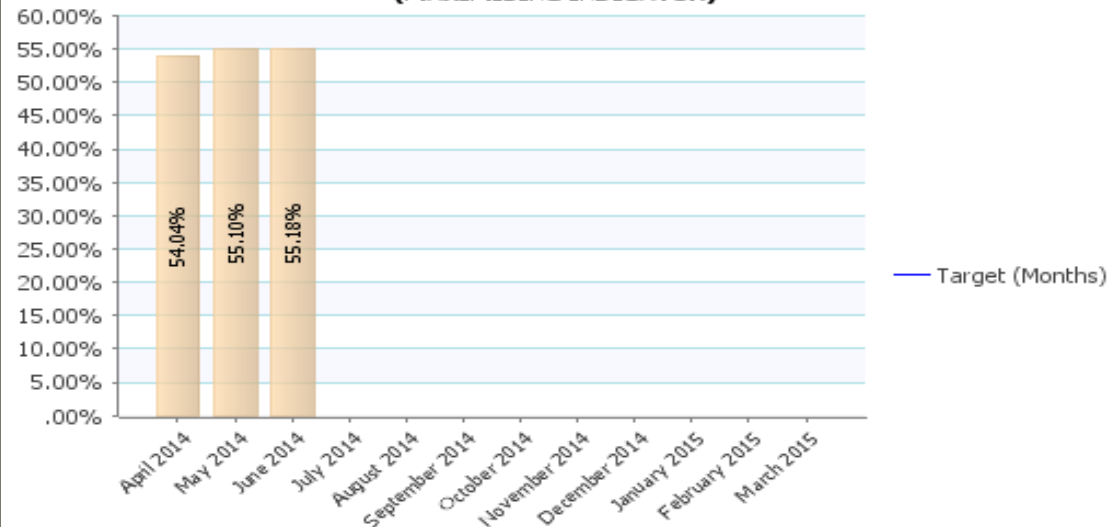
Traffic Light Unknown
Corporate Priority: Place

Environment Services

PI code	Short Name	Status	Current Value	Current target	Short term trend	Notes	Executive meeting on 5 August 2014.
EHPI 192	Percentage of household waste sent for reuse, recycling and composting. (MAXIMISING INDICATOR)	N/A	TBA	N/A	TBA	Performance data is not currently available. The data will be updated in the Executive report on 2 September 2014.	None

Trend Chart




EHPI 192 Percentage of household waste sent for reuse, recycling and composting. (MAXIMISING INDICATOR)






Performance Gauge

N/A

Essential Reference Paper C

PI Status	
	Alert
	Warning
	OK

Short Term Trends	
	Improving
	No Change
	Getting Worse